

## 10/16/2020 - Weekly Board Notes

### **Kate Orozco - eSchool Updates:**

**SEE ATTACHED DOCUMENT.**

### **Andi West - Social And Emotional Learning Plan 20/21:**

*Focus Schools:* Lakes Middle School and Borah Elementary are the SEL focus schools for the 20/21 school year. These schools are implementing SEL plans and receiving frequent onsite coaching and support from the Mental Health Coordinator and Specialist. The SEL plans are representative of the approved framework and represent goals in the four areas of focus (Student Focused SEL, Community Partnership, Staff Wellness and Family Engagement and Education).

*Wednesday Collaboration:* All schools are scheduled for SEL Collaboration on Wednesday mornings this year. For elementary schools, this will be year 3 of PD on SEL skills, strategies and support. Middle schools are in year 2 and high schools will participate in their foundational year of training.

Borah (6 Sessions – 9 hrs)

Lakes MS (6 sessions – 9 hrs) (7:00-8:30)

LCHS and CHS (4 Sessions – 6 hrs)

Canfield and Woodland (4 Sessions – 6 hrs)

Fernan (19/20 focus school)(3 Sessions - 4.5 hrs)

All Other Elementary (2 Sessions – 3 hrs)

### **Community Engagement:**

Our School and Community Social Worker was hired and is stationed at Borah Elementary this year. The focus priorities of this role include:

- Engaging and empowering families to partner with the Borah school community
- Completing a needs assessment to identify helpful resources and supports that could be provided to students and families
- Cultivating necessary community partnerships that will serve the Borah school community and student families
- Increasing family participation in meeting student needs and educational goals

### **Individualized Student Support**

The Mental Health Coordinator and Specialist are available to all schools to support individual students and staff members as need and upon request.

### **Kate Keinert - Annual 504 Conference Held Virtually:**

September 21-25th, the national 504 Compliance Conference, usually held in Austin, Texas, and hosted by nationally renowned Section 504 lawyer **Dave Richards**, was offered online. Most of the sessions were asynchronous and open all week long, while a few of the sessions were live for Q and A. An incredible 25 Coeur d'Alene School District counselors and administrators were able to join the Conference! *Importantly, quite a bit of the focus was about supporting students with 504s during Covid, as well as, Masking policies and strategies around the nation.* Feedback included how helpful, reaffirming, and informative the sessions were (and heavily discounted from the usual conference fees and flights!)

### **Katie Graupman - Curriculum Updates:**

**Upcoming suggested changes to Board Policies:** This spring, the Idaho School Board Association, ISBA released recommended and suggested changes for Board Policies. We are bringing forward two general policy clarifications for the Board to consider in November. The first is regarding dual credit course curriculum, which impacts three policies, and the second is regarding our digital library, which impacts one policy and procedure.

**Dual Credit Curriculum:** The ISBA has received questions about the local school Board's responsibility for dual credit courses offered by a college or university, particularly as it relates to parental rights to prohibit their child from receiving instruction on topics they object to. This series of updates is intended to clarify to your patrons, parents, and students that the school board does not have control over the college or university curriculum.....This is a recommended update.” - Spring 2020 ISBA Policy Update Release.

### **The policies impacted are:**

2425 -- Parental Rights (ISBA suggested wording):

“In the case of dual credit courses offered by an institution of higher education, academic accommodations and excusing students from objectionable assignments is solely at the discretion of the course provider and not the District. The District has no control over the selection, adoption and removal of curricular materials and it is the responsibility of the parent to have knowledge of and/or review such prior to student enrollment.”

2520 -- Curricular Materials (ISBA suggested wording):

“Curricular materials provided for dual credit courses offered by an institution of higher education are selected by the provider and not the District. The District has no control over the selection, adoption and removal of curricular materials and it is the responsibility of the parent to have knowledge of and/or review such prior to student enrollment.”

2540 -- Selection, Adoption and Removal of Curricular Materials (ISBA suggested wording):“For dual credit courses offered through institutions of higher education, the selection, adoption, and removal of curricular materials is handled by the provider. The District has no control over the selection, adoption and removal of curricular materials and it is the responsibility of the parent to have knowledge of and/or review such prior to student enrollment.”

### **Digital or Online Library:**

The ISBA is recommending changes to the required policy on digital or online library resources.

3270 (ISBA Recommended wording):

The District shall require that any vendor, person, or entity providing digital or online library resources to the District for use by students verify they have policies and technology protection measures:

1. Prohibiting and preventing users from sending, receiving, viewing, or downloading materials that are deemed to be harmful to minors, as defined by section 18-1514, Idaho Code; and
2. Filtering or blocking access to obscene materials, materials harmful to minors, and materials that depict the sexual exploitation of a minor, as defined in chapter 15, title 18, Idaho Code.

In checking with the legal team at SORA, the providers of Coeur d’Alene School District’s online digital library, they wrote: “Sora has been designed so that the only materials downloadable/accessible/viewable by students are the digital content (ebooks & audiobooks) selected by the school district for inclusion in the District’s digital collection.” This would mean we are in compliance with the updates to this policy, should the School Board choose to add this wording to the policy.

### **Kate Keinert - Mask Policy Accommodation Forms:**

To date, the Mask Committee (**Kate Keinert**, **Frank Maier**, and **Nichole Piekarski**) have received 23 Medical Mask Accommodation requests. We've worked with administrators, nurses, teachers, and counselors to determine accommodations based on each individual student's needs. Requests have been valid, reasonable, and understandable, and staff have been great to work with. We have implemented a markaton for registrars to add in Skyward, the letter "M", to help teachers ensure accommodations are provided.

**Mike Nelson - PSAT Make-Up Arrangements:**

For students unable to take the PSAT at Coeur d'Alene High School on this Saturday, October 17<sup>th</sup>, we are beginning to make arrangements for potential make-up dates later this month at both CHS/LCHS, as well as, using an new late January date. We'll begin communicate to students and staff after this weekend's administration to identify the choices and request the appropriate number of exams.

**Mike Nelson - Fall Assessment Newsletter Sent:**

Policy 2420 requires our District to send regular communication about the assessments we employ to parents and guardians, and more importantly, what the results mean and how we use the results to adjust instruction.

Our [latest newsletter](#) was sent to parents/guardians in our monthly newsletter this month and contains information on our fall assessments, testing calendar, student assessment bill of rights, and our comprehensive assessment plan.

**Kate Keinert - AASA Equity Cohort:**

**Kelly Niccolls, Kate Orozco, Keith Orchard, Mike Nelson, and Kate Keinert** are participating in a nationwide cohort of administrators and advocates to engage in conversations and goal-setting around equity. We are meeting monthly on Saturdays to discuss, learn, reflect, and challenge ourselves and our colleagues across the US to grow and take actionable steps toward creating space for all of our students to thrive. See below the [Equity and Inclusion Diagnostic](#).

**SEE ATTACHED DOCUMENT.**

**End Of The Week 10-16-20 COVID Activity:**

### District Rollup as of 10/16/20 at 1126 AM

A	B	C	D	E	F	G	H	I
Total Cases per Color Rating	Red	19	Orange	6	Yellow	290	Green	721
Blue	Resolves							
Yellow	Symptoms in regression with pending test results or has not had with a known case for the last 14 days. These individuals are being monitored.							
Orange	Managers & Critical Infrastructure Worker returned to work before the end of the quarantine period.							
Red	Positive. These individuals are isolated until 10 days have passed since the development of symptoms AND 24 hours fever free without medications AND all other symptoms have improved.							

### Schools with Positive Students and/or Staff:

#### Fernan

Total Cases per Color Rating	Red	1	Orange	2	Yellow	8	Green	26
------------------------------	-----	---	--------	---	--------	---	-------	----

#### Ramsey

Total Cases per Color Rating	Red	1	Orange	0	Yellow	17	Green	10
------------------------------	-----	---	--------	---	--------	----	-------	----

#### Skyway

Total Cases per Color Rating	Red	2	Orange	0	Yellow	0	Green	36
------------------------------	-----	---	--------	---	--------	---	-------	----

#### Sorensen

Total Cases per Color Rating	Red	2	Orange	8	Yellow	19	Green	21
------------------------------	-----	---	--------	---	--------	----	-------	----

#### Winton

Total Cases per Color Rating	Red		Orange	0	Yellow	10	Green	29
------------------------------	-----	--	--------	---	--------	----	-------	----

#### CMS

Total Cases per Color Rating	Red	1	Orange	0	Yellow	0	Green	16
------------------------------	-----	---	--------	---	--------	---	-------	----

#### CHS

Total Cases per Color Rating	Red	1	Orange	0	Yellow	62	Green	142
------------------------------	-----	---	--------	---	--------	----	-------	-----

#### LCHS

Total Cases per Color Rating	Red	10	Orange	1	Yellow	18	Green	141
------------------------------	-----	----	--------	---	--------	----	-------	-----

## 10/15/20 - Current Enrollment Numbers Reports:

Attached are enrollment reports, as well as, data trend charts for elementary, middle, high and District.

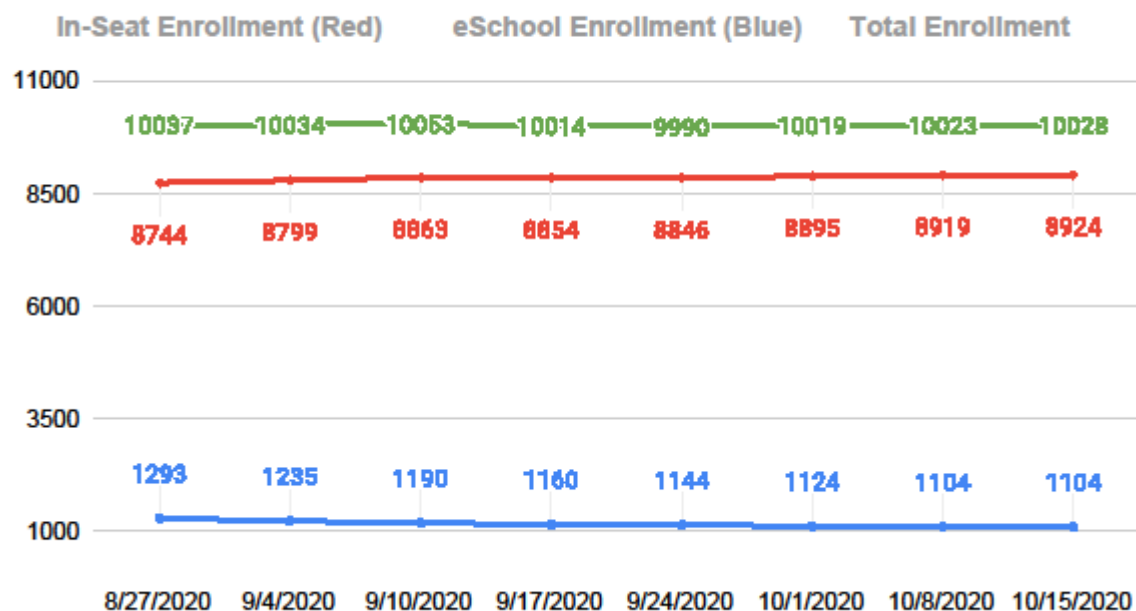
ELEMENTARY ENROLLMENT NUMBERS - 2020-21 SY

AS of 10-15-2020

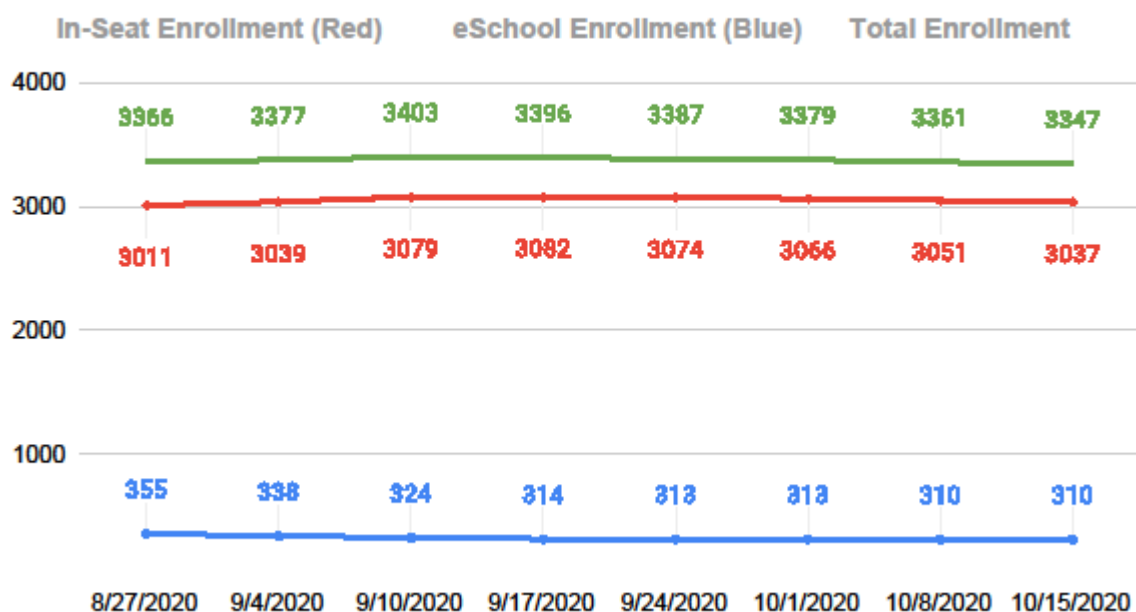
	Pre School	K	1	2	3	4	5	TOTAL
119 NW Expedition JL Section		20 20	23 23	21 20	25 24	27 26	31 30	154
**Full Day K								
118 ATLAS Pre School JL Section		22 23	20 19	25 25	26 15	27 11	28 12	158
117 SKYWAY Extended Resource JL Section		22 15	21 11	26 25	26 13	28 12	25 8	149
116 RAMSEY Extended Resource JL Section		22 22	22 21	24 22	24 20	21 20	24 11	159
115 HAYDEN MEADOWS JL Section		23 23	23 22	24 10	23 11	25 12	28 13	159
114 DALTON JL Section		20 20	22 6	19 12	24 12	24 13	25 25	156
113 BORAH **Full Day K Pre School JL Section		21 20	19 19	23 14	22 22	23 20	21 20	179
112 BRYAN **Full Day K JL Section		23 23	19 10	23 10	27 25	20 20	27 29	164
111 FERNAN **Full Day K JL Section		19 19	19 13	24 24	4 14	16 16	11 19	156
110 SORENSEN JL Section		23 21	20 20	25 24	25 22	28 27	28 25	186
109 WINTON **Full Day K JL Section		20 20	22 11	22 15	23 13	30 10	9 20	162
108 EARLY CHILDHOOD Center		9						
TOTAL	0	538	631	646	644	683	715	3857
COMPARISON Last Yr. vs. This Yr.								
8128 4388 -805								
Enrollment Sept. 1, 2019 Enrollment enrolled DIFFERENCE								
Classroom CAP								
Full Day Tuition Kindergarten								
enrolled Enrollment/Grade								
NO TEACHER								
Teacher, unenrolled								
Total Sections/Grade	21.5	30.5	27.5	28	28	28	28	166.5
Avg Class size/Grade	25.00	20.69	23.69	23.00	24.39	24.39	25.54	
atSchool								
Total Teachers/Grade	4	4	4	4	4	4	4	24
Total Enrollment/Grade	62	97	97	94	102	89	92	592
Avg Class Size/Grade	15.50	22.00	24.25	23.50	25.50	22.25		

2020-2021-- MS & HS -- ENTITY ENROLLMENT NUMBERS							As of 10-15-2020			
In Building Enrollment										
	6	7	8	9	10	11	12	TOTAL		
CMS	223	215	266					704	MS COMPARISON	
	17	21	33						Last Yr. vs. This Yr.	
LMMS	183	191	204					578		Enrollment Sept. 3, 2019
	21	33	24						2488	Includes eSchool
WMS	238	266	242					746	2291	
	37	43	32						-197	DIFFERENCE
CHS				383	362	327	305	1377	HS COMPARISON	
				32	31	36	29		Last Yr. vs. This Yr.	
LCHS				390	385	372	348	1495		Enrollment Sept. 3, 2019
				40	58	40	41		3301	
VHS				20	28	54	46	148	3347	Includes eSchool
				1	0	2	0		46	DIFFERENCE
JDC		1	1	2	6	6	3	19		
			1							
TOTAL	644	673	713	795	781	759	702	5067		
eSchool	eSchool Enrollment by Grade			TOTAL SECONDARY ENROLLMENT				5639		
				(Includes In-building & eSchool combined)						
8th	90		12th	70						
7th	97		11th	78						
6th	75		10th	89						
Total MS	262		9th	73						
				Total HS	310					

## 2020-21 DISTRICT ENROLLMENT

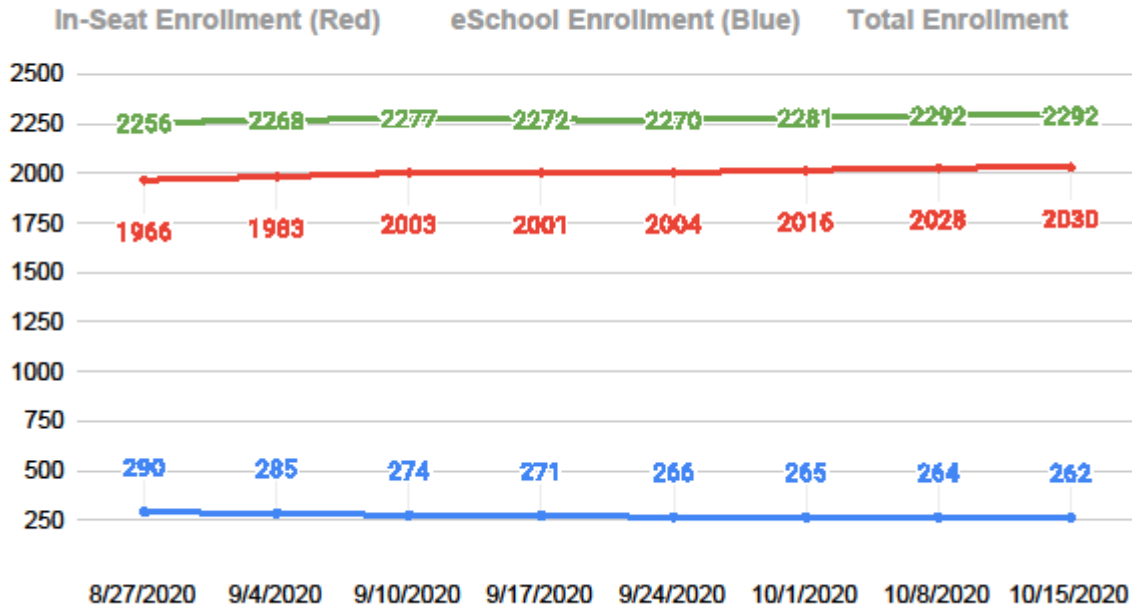


## 2020-21 HIGH SCHOOL ENROLLMENT

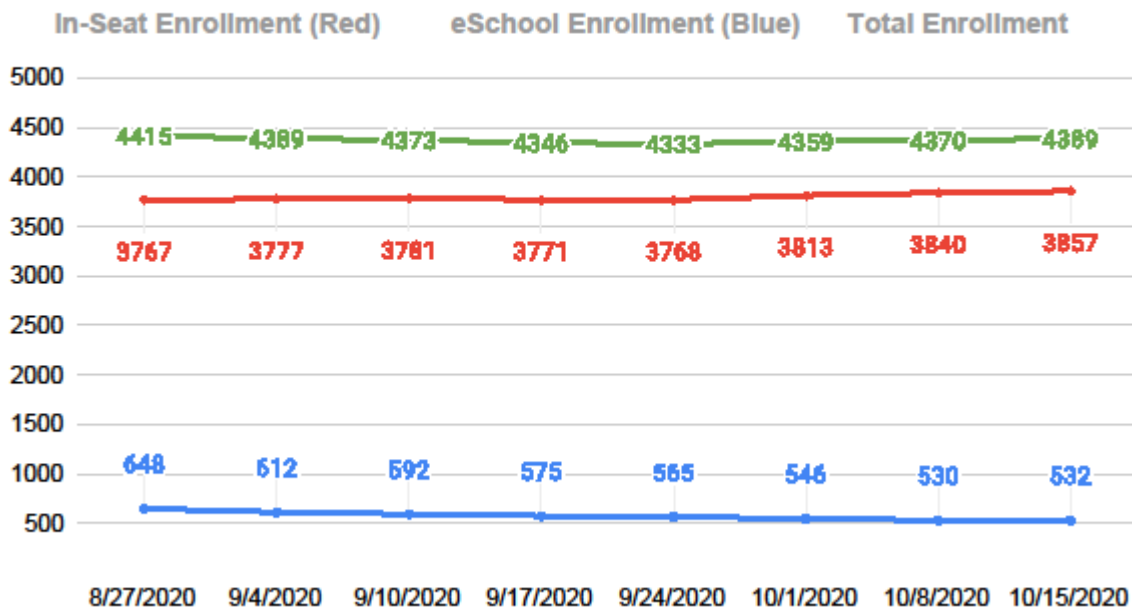




## 2020-21 MIDDLE SCHOOL ENROLLMENT



## 2020-21 ELEMENTARY ENROLLMENT



### 10/9/20 - Daily Enrollment and Absence Report:

Attached is the Daily Enrollment and Absence report for the week ending 10/9/2020 for your review.

PRIOR YEAR REPORT IN GREEN HIGHLIGHTED BOXES  
Absent percentages over 5% in red

#### Daily Absence Report

10/5/20 - 10/9/20

ELEMENTARY	10/5/2020	10/6/2020	10/7/2020	10/8/2020	10/9/2020
BORAH 101	4.4%	4.0%	3.3%	6.8%	8.6%
BRYAN 102	6.8%	7.1%	11.3%	8.7%	11.6%
DALTON 103	8.9%	3.6%	3.6%	4.2%	4.5%
FERNAN 104	4.1%	4.4%	6.1%	5.7%	2.7%
ATLAS 105	2.2%	1.9%	3.0%	3.3%	3.6%
RAMSEY 106	4.1%	3.0%	2.7%	4.1%	5.3%
SORENSEN 107	1.7%	2.4%	3.1%	3.6%	6.2%
WINTON 108	3.2%	5.5%	5.2%	3.9%	6.2%
HAYDEN MEADOWS 109	2.2%	2.5%	4.7%	3.0%	6.6%
SKYWAY 110	5.4%	4.3%	5.8%	5.2%	7.8%
NEXA 113	3.0%	5.0%	4.7%	6.2%	6.5%
TOTAL ELEMENTARY	4.0%	3.9%	4.8%	4.9%	5.4%

4 periods or more absent (2 periods for LCHS & Venture)

SECONDARY	10/5/2020	10/6/2020	10/7/2020	10/8/2020	10/9/2020
CANFIELD 601	4.5%	5.0%	7.1%	5.4%	5.2%
LAKES 602	7.9%	8.6%	7.8%	10.4%	11.6%
WOODLAND 603	5.3%	6.6%	6.6%	5.2%	9.4%
CDA HIGH 401	5.9%	6.5%	6.1%	7.0%	9.3%
LAKE CITY HIGH 402	12.8%	13.5%	15.1%	16.9%	18.9%
VENTURE HIGH 491	20.6%	20.1%	0.0%	24.6%	26.2%
TOTAL SECONDARY	8.5%	8.0%	8.3%	10.8%	12.4%

10/5/20-10/9/20

ELEMENTARY	Enr. #s	10/5/2020	%	10/6/2020	%	10/7/2020	%	10/8/2020	%	10/9/2020	%
BORAH 101	272	12	4.4%	11	4.0%	8	3.3%	18	6.6%	27	9.9%
BRYAN 102	310	21	6.8%	22	7.1%	32	11.3%	27	8.7%	36	11.6%
DALTON 103	335	23	6.9%	12	3.6%	13	3.9%	14	4.2%	15	4.5%
FERNAN 104	208	12	4.1%	13	4.4%	16	6.1%	17	5.7%	9	2.7%
ATLAS 105	364	8	2.2%	7	1.9%	11	3.0%	12	3.3%	13	3.6%
RAMSEY 106	437	18	4.1%	13	3.0%	12	2.7%	18	4.1%	23	5.3%
SORENSEN 107	289	5	1.7%	7	2.4%	9	3.1%	11	3.8%	16	6.2%
WINTON 108	308	10	3.2%	17	5.5%	16	5.2%	12	3.9%	10	6.2%
HAYDEN MEADOWS 109	365	8	2.2%	6	2.5%	17	4.7%	11	3.0%	24	6.6%
SKYWAY 110	483	25	5.4%	20	4.3%	27	5.6%	24	5.2%	30	7.8%
NEXA 113	401	12	3.0%	20	5.0%	19	4.7%	25	6.2%	26	6.5%
TOTAL ELEMENTARY	3540	154	4.0%	151	3.9%	186	4.8%	189	4.9%	245	6.4%

185.0

10/7/19-10/11/19

ELEMENTARY	Enr. #s	10/7/2019	%	10/8/2019	%	10/9/2019	%	10/10/2019	%	10/11/2019	%
BORAH 101	346	14	4.0%	14	4.0%	21	6.1%	24	6.9%	25	7.2%
BRYAN 102	404	15	3.7%	23	5.7%	20	5.0%	15	3.7%	21	5.2%
DALTON 103	437	13	3.0%	15	3.4%	12	2.7%	19	4.3%	21	4.8%
FERNAN 104	425	26	6.1%	22	5.2%	24	5.6%	24	5.6%	19	4.5%
ATLAS 105	568	15	2.5%	17	2.8%	17	2.8%	16	2.7%	18	3.0%
RAMSEY 106	737	34	4.6%	32	4.3%	30	4.1%	34	4.6%	34	4.6%
SORENSEN 107	314	15	4.8%	9	2.9%	9	2.9%	12	3.8%	18	5.7%
WINTON 108	508	20	3.9%	29	5.7%	14	2.8%	12	2.4%	39	7.7%
HAYDEN MEADOWS 109	491	14	2.9%	16	3.3%	19	3.9%	20	4.1%	25	5.1%
SKYWAY 110	649	22	3.4%	25	3.9%	21	3.2%	12	1.8%	22	3.4%
NEXA 113	264	13	4.9%	12	4.2%	17	6.0%	15	5.3%	12	4.2%
TOTAL ELEMENTARY	5193	201	3.9%	214	4.1%	204	3.9%	203	3.9%	254	4.9%

215.2

10/5/2020-10/9/2020

4 periods or more absent (2 periods for LCHS & Venture)

SECONDARY	Enr. #s	10/5/2020	%	10/6/2020	%	10/7/2020	%	10/8/2020	%	10/9/2020	%
CANFIELD 601	705	32	4.5%	35	5.0%	50	7.1%	38	5.4%	37	5.2%
LAKES 602	579	46	7.9%	50	8.6%	45	7.8%	60	10.4%	67	11.6%
WOODLAND 603	743	47	6.3%	49	6.6%	64	8.6%	61	8.2%	70	9.4%
CDA HIGH 401	1366	82	5.9%	90	6.6%	84	6.1%	97	7.0%	129	9.3%
LAKE CITY HIGH 402	1500	192	12.8%	202	13.5%	226	15.1%	253	16.9%	264	18.9%
VENTURE HIGH 491	149	31	20.8%	30	20.1%	0	0.0%	37	24.8%	39	26.2%
TOTAL SECONDARY	5662	430	8.5%	456	8.0%	469	8.3%	548	10.8%	628	12.4%

317.8

10/7/19-10/11/19

4 periods or more absent (2 periods for LCHS & Venture)

SECONDARY	Enr. #s	10/7/2019	%	10/8/2019	%	10/9/2019	%	10/10/2019	%	10/11/2019	%
CANFIELD 601	863	31	3.6%	27	3.1%	30	3.5%	33	3.8%	45	5.2%
LAKES 602	707	28	4.0%	43	6.1%	37	5.2%	34	4.8%	35	5.0%
WOODLAND 603	904	42	4.6%	40	4.4%	38	4.2%	35	3.9%	56	6.4%
CDA HIGH 401	1439	66	4.7%	58	4.0%	61	4.2%	54	3.8%	82	5.7%
LAKE CITY HIGH 402	1659	68	5.3%	91	5.5%	93	5.6%	91	5.5%	136	8.2%
VENTURE HIGH 491	188	0	0.0%	29	15.6%	35	18.8%	36	20.4%	30	16.1%
TOTAL SECONDARY	6798	257	4.5%	288	5.0%	294	5.1%	285	4.9%	389	6.7%

716.4

**Q & A Responses:** (Cabinet responses to Trustee questions will be placed here and posted on the following Board Weekly Notes.)